

CORNER GROUPS



FAST TRACK & MODULAR
4 SIMPLE STEPS TO CREATE YOUR SOFA READY FOR ANYWHERE...

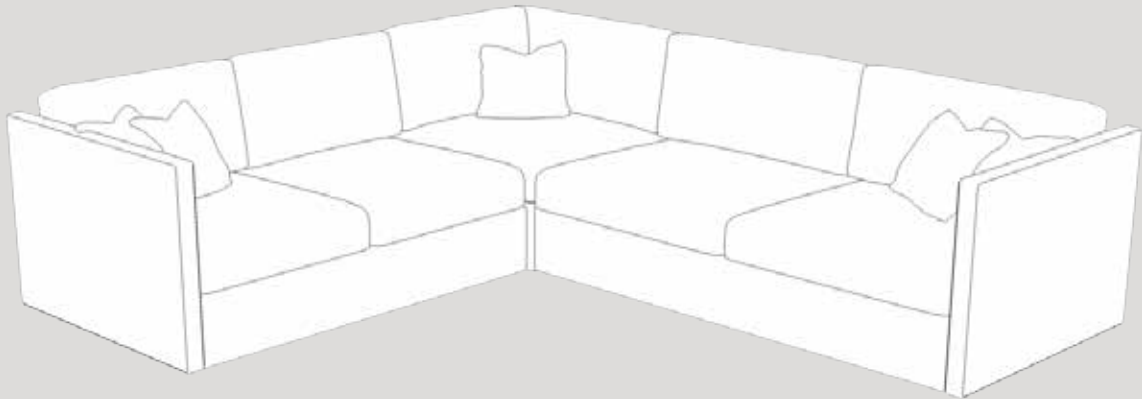
1. Choose an arm shape
2. Choose a quilted detail
3. Choose a size
4. Choose a metallic trim

Upon receipt of order a technical sign off drawing will be produced and sent across.

Once all details have been checked and you are happy with the drawing all you need to do is sign the drawing and send it back to us and it will then go into production...



BOXY 1



800 DEEP

	DIMENSIONS	FABRIC QTY	PRICE	METAL DETAIL	QUILTING TO ARMS
1 SEAT	H 650 X W 895 X D 800	7 LM	£ 432.00	+ £ 20.00	
2 SEAT	H 660 X W 1550 X D 800	10 LM	£ 518.00	+ £ 30.00	+ £ 85.00
3 SEAT	H 660 X W 1850 X D 800	12 LM	£ 583.00	+ £ 40.00	
CORNER	H 650 X W 800 X D 800	6 LM	£ 480.00		
SEAT H	430 INCLUDING FOOT				
ARM H	630 INCLUDING FOOT				

WIDTH STATED ON 1, 2 & 3 SEAT INCLUDE 1 ARM WIDTH

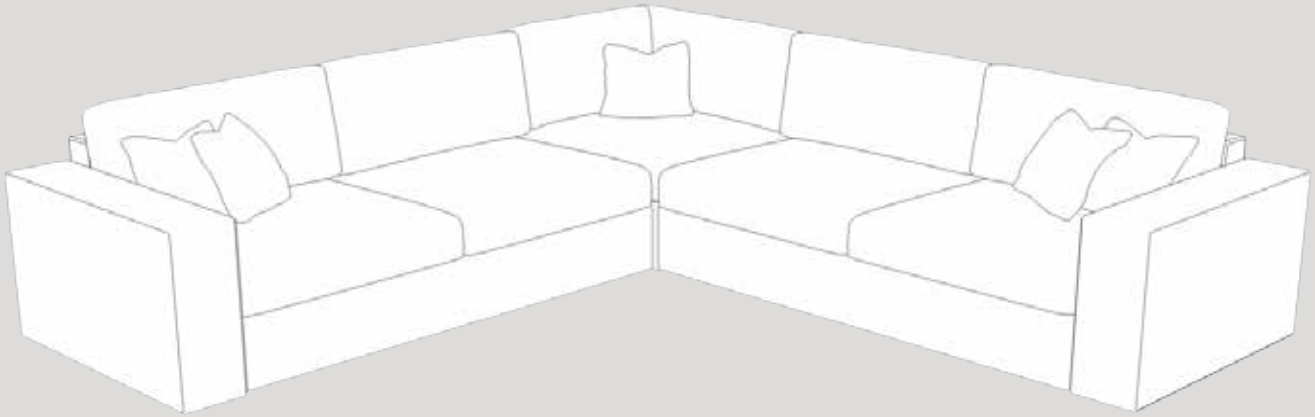
900 DEEP

	DIMENSIONS	FABRIC QTY	PRICE	METAL DETAIL	QUILTING TO ARMS
1 SEAT	H 650 X W 895 X D 900	7 LM	£ 432.00	+ £ 20.00	
2 SEAT	H 660 X W 1550 X D 900	10 LM	£ 545.00	+ £ 30.00	+ £ 85.00
3 SEAT	H 660 X W 1850 X D 900	12 LM	£ 609.00	+ £ 40.00	
CORNER	H 650 X W 900 X D 900	6 LM	£ 480.00		
SEAT H	430 INCLUDING FOOT				
ARM H	630 INCLUDING FOOT				

WIDTH STATED ON 1, 2 & 3 SEAT INCLUDE 1 ARM WIDTH



BOXY 2



800 DEEP


	DIMENSIONS	FABRIC QTY	PRICE	METAL DETAIL	QUILTING TO ARMS
1 SEAT	H 650 X W 1025 X D 800	7 LM	£ 432.00	+ £ 20.00	
2 SEAT	H 660 X W 1550 X D 800	10 LM	£ 518.00	+ £ 30.00	+ £ 85.00
3 SEAT	H 660 X W 1850 X D 800	12 LM	£ 583.00	+ £ 40.00	
CORNER	H 650 X W 800 X D 800	6 LM	£ 480.00		
SEAT H	430 INCLUDING FOOT				
ARM H	530 INCLUDING FOOT				

WIDTH STATED ON 1, 2 & 3 SEAT INCLUDE 1 ARM WIDTH

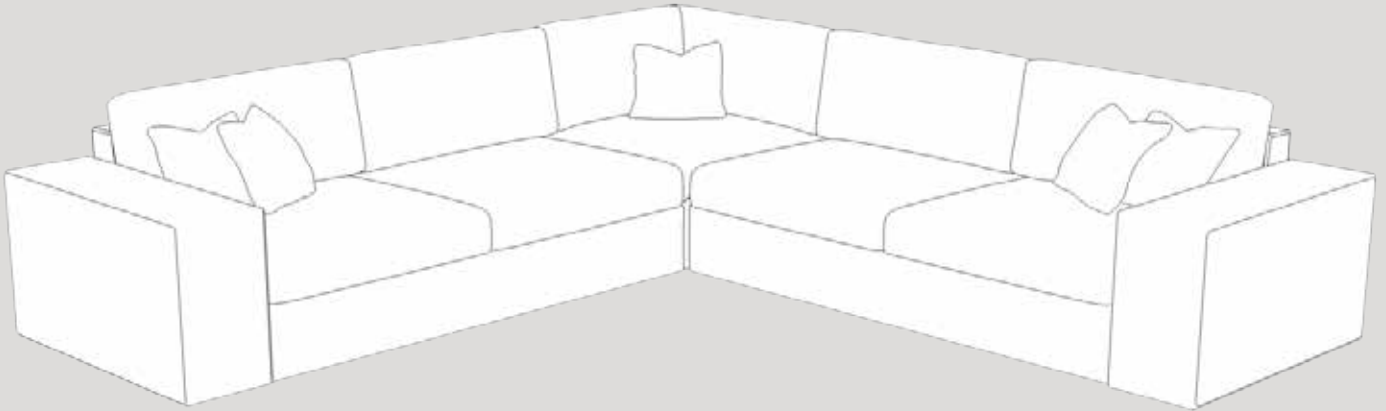
900 DEEP

	DIMENSIONS	FABRIC QTY	PRICE	METAL DETAIL	QUILTING TO ARMS
1 SEAT	H 650 X W 1025 X D 900	7 LM	£ 432.00	+ £ 20.00	
2 SEAT	H 660 X W 1550 X D 900	10 LM	£ 545.00	+ £ 30.00	+ £ 85.00
3 SEAT	H 660 X W 1850 X D 900	12 LM	£ 609.00	+ £ 40.00	
CORNER	H 650 X W 900 X D 900	6 LM	£ 480.00		
SEAT H	430 INCLUDING FOOT				
ARM H	530 INCLUDING FOOT				

WIDTH STATED ON 1, 2 & 3 SEAT INCLUDE 1 ARM WIDTH



BOXY 3



800 DEEP


	DIMENSIONS	FABRIC QTY	PRICE	METAL DETAIL	QUILTING TO ARMS
1 SEAT	H 650 X W 1125 X D 800	7 LM	£ 432.00	+ £ 20.00	
2 SEAT	H 660 X W 1650 X D 800	10 LM	£ 518.00	+ £ 30.00	+ £ 85.00
3 SEAT	H 660 X W 1950 X D 800	12 LM	£ 583.00	+ £ 40.00	
CORNER	H 650 X W 800 X D 800	6 LM	£ 480.00		
SEAT H	430 INCLUDING FOOT				
ARM H	530 INCLUDING FOOT				

WIDTH STATED ON 1, 2 & 3 SEAT INCLUDE 1 ARM WIDTH

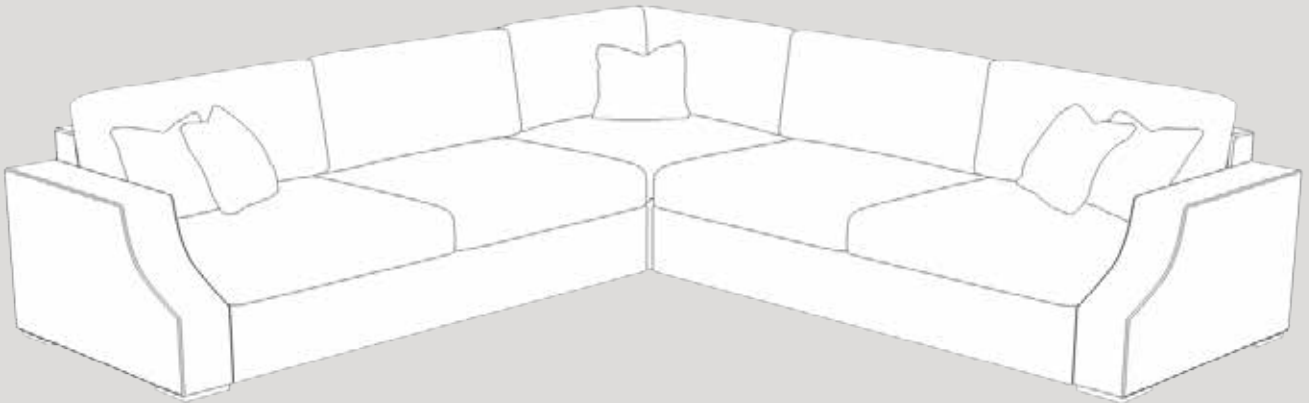
900 DEEP

	DIMENSIONS	FABRIC QTY	PRICE	METAL DETAIL	QUILTING TO ARMS
1 SEAT	H 650 X W 1125 X D 900	7 LM	£ 432.00	+ £ 20.00	
2 SEAT	H 660 X W 1650 X D 900	10 LM	£ 545.00	+ £ 30.00	+ £ 85.00
3 SEAT	H 660 X W 1950 X D 900	12 LM	£ 609.00	+ £ 40.00	
CORNER	H 650 X W 900 X D 900	6 LM	£ 480.00		
SEAT H	430 INCLUDING FOOT				
ARM H	530 INCLUDING FOOT				

WIDTH STATED ON 1, 2 & 3 SEAT INCLUDE 1 ARM WIDTH



SCOOP



800 DEEP

	DIMENSIONS	FABRIC QTY	PRICE	METAL DETAIL	QUILTING TO ARMS
1 SEAT	H 650 X W 975 X D 800	7 LM	£ 432.00	+ £ 20.00	
2 SEAT	H 660 X W 1500 X D 800	10 LM	£ 518.00	+ £ 30.00	+ £ 85.00
3 SEAT	H 660 X W 1800 X D 800	12 LM	£ 583.00	+ £ 40.00	
CORNER	H 650 X W 800 X D 800	6 LM	£ 480.00		
SEAT H	430 INCLUDING FOOT				
ARM H	530 INCLUDING FOOT				

WIDTH STATED ON 1, 2 & 3 SEAT INCLUDE 1 ARM WIDTH


900 DEEP

	DIMENSIONS	FABRIC QTY	PRICE	METAL DETAIL	QUILTING TO ARMS
1 SEAT	H 650 X W 975 X D 900	7 LM	£ 432.00	+ £ 20.00	
2 SEAT	H 660 X W 1500 X D 900	10 LM	£ 545.00	+ £ 30.00	+ £ 85.00
3 SEAT	H 660 X W 1800 X D 900	12 LM	£ 609.00	+ £ 40.00	
CORNER	H 650 X W 900 X D 900	6 LM	£ 480.00		
SEAT H	430 INCLUDING FOOT				
ARM H	530 INCLUDING FOOT				

WIDTH STATED ON 1, 2 & 3 SEAT INCLUDE 1 ARM WIDTH



SKITTLE



800 DEEP

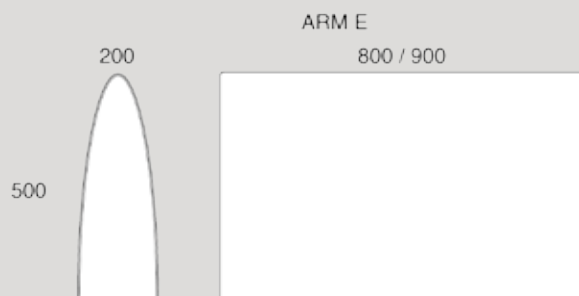
	DIMENSIONS	FABRIC QTY	PRICE	METAL DETAIL	QUILTING TO ARMS
1 SEAT	H 650 X W 975 X D 800	7 LM	£ 432.00	+ £ 20.00	
2 SEAT	H 660 X W 1550 X D 800	10 LM	£ 518.00	+ £ 30.00	+ £ 85.00
3 SEAT	H 660 X W 1850 X D 800	12 LM	£ 583.00	+ £ 40.00	
CORNER	H 650 X W 800 X D 800	6 LM	£ 480.00		
SEAT H	430 INCLUDING FOOT				
ARM H	530 INCLUDING FOOT				

WIDTH STATED ON 1, 2 & 3 SEAT INCLUDE 1 ARM WIDTH

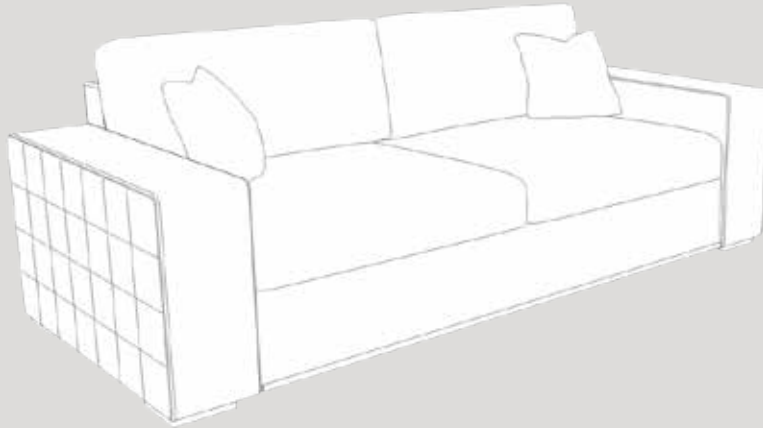
900 DEEP

	DIMENSIONS	FABRIC QTY	PRICE	METAL DETAIL	QUILTING TO ARMS
1 SEAT	H 650 X W 975 X D 900	7 LM	£ 432.00	+ £ 20.00	
2 SEAT	H 660 X W 1550 X D 900	10 LM	£ 545.00	+ £ 30.00	+ £ 85.00
3 SEAT	H 660 X W 1850 X D 900	12 LM	£ 609.00	+ £ 40.00	
CORNER	H 650 X W 900 X D 900	6 LM	£ 480.00		
SEAT H	430 INCLUDING FOOT				
ARM H	530 INCLUDING FOOT				

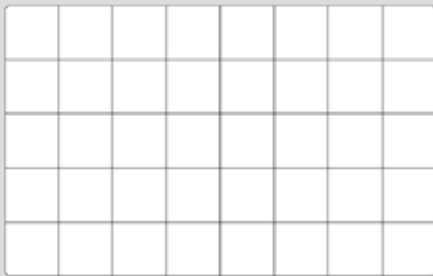
WIDTH STATED ON 1, 2 & 3 SEAT INCLUDE 1 ARM WIDTH



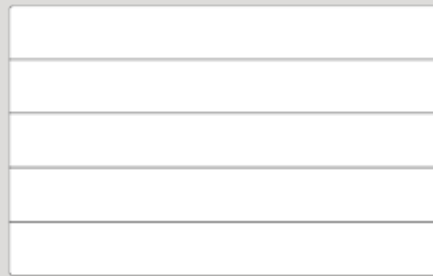
QUILT DETAIL



CUBIC QUILTING



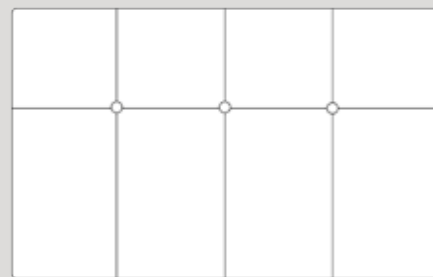
TRAMLINER QUILTING



DIAMOND QUILTING



BUTTONED QUILTING



QUILTING TO OUTSIDE ARMS

As standard the RTW range comes with plain arms but for an additional cost any of the four options shown above can be done to the outside face of the arms



METAL EDGE DETAIL



TRIM TO BOTTOM EDGE OF SEAT BOX



Anodised Silver



Anodised Brass



Anodised Silver Gloss

Add an extra detail with a metallic trim that runs inbetween the arms along the bottom of the seat box with a choice of three metallic finishes

FEET OPTIONS

1.



65 x 65 x 30mm

2.



150 x 150 x 30mm

3.



65 x 65 x 60mm

4.



120 x 120 x 40mm

As standard the RTW range comes with 1" plastic glides, if however you require feet we can add on the options as shown above... please specify on order



